



MONTESSORI ACTIVITY DESK

# Luula Table

[www.luu.la](http://www.luu.la)

# Who Are We?

The author of the idea is a Montessori teacher who suggested adding a box to the children's table for sand games in winter. We adapted it to the needs of the child- to make the table interesting and develop creativity. To make the table last a long time - with adjustable height. Ergonomic, supplemented with various details, stable and safe. With a universal design, made of ecological materials.

The family brand Luula the first table prototype was created in the autumn of 2019. Table technical solutions and necessary functionality were supplemented in cooperation with the "Talsi Family and Child Development Center "Miracle", which works with children with autism spectrum disorders. Industrial design is being developed in cooperation with a new, fast-growing company "FVK Mebeles" and Kalvis Fridenbergs.

Luu.la points to our origins - we are one of the oldest small nations in Europe. Luula comes from a small, fabulous town in the northwest of Latvia. In ancient Latvian, Luula means "one who cares".



INGA SOKOLOVA  
Psychologist and Designer



KALVIS SOKOLOVS  
Founder



KALVIS FRIDENBERGS  
Manufacturer



# MANUFACTURING




Natural material - certificated laminated high-quality Baltic birch plywood




Parts are made with modern CNC technologies



Lots of handworks- the edges are treated with a natural, slightly darker oil



Compliant with the European Union Harmonized Standards for Toy Safety that are internationally accepted (Directive 2009/48 / EC)



## LUULA TABLE'S

DESIGN STYLE IS AS  
DIGNIFIEDLY SIMPLE AND  
CONCISE AS THE CHILD'S INNER  
WORLD



Luula and Julle Tables is an adjustable activity desks for kids with a blackboard, clear acrylic board and sandbox which can be easily transformed into a table for learning or just playing






Natural materials allow you to enjoy the unbeatable, gentle warmth of wood and serve as a basis for forming a child's worldview. Table with long-known and already forgotten possibilities, with small accents of modern change.

This desk will serve as a child's individual environment of enjoyment from a Preschool age until the child is able to focus on creative activities (the boy in the picture is 18 months old) up to about 12 years of age







## RESTRICTED ENVIRONMENT AND SENSE OF SECURITY

The recess of the box creates a certain outline of the space. Raised table edges enclose this environment, creating a sense of security and personal space. Here you can create a customized, organized layout for each task. The location of the boxes determines the feeling of a rhythm. Space created by this table allows comfort even for insecure users. The children show interest and play at Luula's table from the age of 18 months. Of course, this interest is different for each child, and children with severe ASD do not want to sit at the table at the beginning. However, experience shows that even children with severe developmental disabilities, who have difficulty concentrating, prefer to sit at a table and are happy to complete tasks for 45 minutes.

**For teachers, this creates opportunities to make the tasks more interesting and significantly simplifies the work.**





## SMALL BOXES


On the right-hand side, Luula Table has small storage/ boxes for stationery and a water dish placement or to store other small items/ toys. The boxes are removable, which allows them to be assembled at will and is easy to maintain. The boxes are removable, which allows them to be assembled at will and is easy to maintain.

**By putting and removing things from the boxes, the children learn the correct grip - develop finger motor skills, trains movement coordination**





# Activity planning



## THE CHILD MUST WANT TO SIT AT THE TABLE HIMSELF

In the beginning, it is recommended to place the participant's favorite materials in the table. The frame creates a desire to sort and rearrange, a group in rows, and place in boxes. A system is formed that can be sorted. The little ones are all there, everyone wants to rearrange.

## INDIVIDUAL SOLUTIONS

If necessary, the variety of materials can be supplemented or replaced gradually. Individually suitable, specially selected activities materials allow you to prepare differently for each lesson.

## ADJUSTABLE LEVEL OF COMPLEXITY

Once the child is used to the table, it is gradually possible to offer more and more complex options. Only the materials that will be needed are placed for each lesson – too much impulse is an additional irritation

## MULTI-SENSORY SOCIAL STORIES

Open whiteboard and sand storage create a complimentary, unique, limited gaming environment in which it is possible to reflect the world around us. It can act as a kind of stage. Create social stories by drawing on the board the most important things to remember. Drawings will serve as visual support for social stories.



# Sandbox

It is the sand that is the section of the table that addresses children the most.

**Experience in child support centers shows that it is sand toys, combined with boxes with small parts, that attract children the most - including those with severe developmental disabilities.**

The multi-sensory table with blackboard & sand storage was created inspired by the Montessori methodology, using the sense of touch, or kinesthetic learning. Using all the senses in learning, in this case, touch is a great way for children to familiarise themselves with shapes, numbers, and alphabet letters.







# Blackboard for chalk drawing



## AS A PLACE TO CREATE

Black absorbs light. Black is like the beginning of creative space - nothing has been created yet. No other colors have been born in it - this is the beginning and end of all colors. It is saturated with a sense of permanence of the world, radiates balance and mystery. This is one of the reasons why the blackboard attracts children's attention. It is in itself a space that essentially calls for creation.



## DEVELOP FINGER MOTOR SKILLS

Drawing with chalk develops finger motor skills for holding a pen for children who have the wrong grip. Drawing on a vertical board helps to train the hand to create straight lines



## THE MULTI-SENSORY BOARD

The blackboard can be used both for placing posters and for placing the content of a lesson drawn with chalk. In this way, it will help to focus on the main task of the lesson.






# A BUILT-IN PAPER ROLL

Draw on a roll of paper or use it to keep it clean - it will always be your choice. The paper format opens up a wide but limited range of activities. The child learns to use the whole area - by drawing with watercolors or pencils, creating mandalas and collages, gluing, tearing, crushing and turning - everything is easy to collect by simply tearing off the sheet!



# Security key



**The table has a key that will secure the position of the lifting board in an open or closed position. Thereby the safety of use for preschool children is increasing, but if necessary, the table can be locked**



# Clear Acrylic Board

Tasks with Clear boards are more complex and make tasks different and exciting. It can be drawn with erasable markers or with a white chalk marker. A unique offer / original solution to complement the table

In the **vertical** position, the board can be placed in front of the table or in the middle of the table. It can also be placed directly in front of the blackboard, on the side for copying, for adding pictures, or for learning to write. When writing in a vertical plane, children are motivated to take the stationery in the right grip.

A **horizontally** placed whiteboard forms a sand drawing table. Also placed in this way, it opens up a wide range of possibilities, as it is possible to place other toys or educational materials under it.





## ADDITIONAL ACRYLIC BOARDS




- Made of 5 mm thick acrylic plates
- Holes in corners for attaching to the wall with spacers or put on a string and decorate
- Special stands for use anywhere on a horizontal surface

Acrylic board provides an apt way to increase your kid's interaction. Acrylic board develops an interest in learning, develops the creative and innovative mind, bound to think out of the box.

They are usable for children with learning difficulties






## TYPES OF BOARDS

The **translucent whiteboard** can be used for shadow theater games, as well as for creating sand drawings in a horizontal position. The whiteboard is also available in a built-in wooden frame, which makes it a full-fledged light sandboard if a light source is added under them

The **planner** visualizes the daily mode/schedule and it is possible to display the time flow - for each age and understanding

The **rainbow** is a motif from the mandala. Turning exercises will help to train finger motor skills. It can also be combined with fun decorations with felt-tip pens. Horizontally placed, it will be suitable for sorting smaller / larger items

A **multiplication table** is great support for parents of students



**JUST FOR YOU**

**WE WILL BE HAPPY  
TO MAKE BOARDS  
TO ORDER WITH A  
SPECIAL DESIGN**

ream don't work unless you







The material was created in cooperation to the teachers, children and their parents of Talsi Family and Child Development Center "Miracle"



# TEACHERS EXPERIENCE

"The table facilitates the teacher's work. A lot of work is needed to involve children with developmental disabilities or to expand the offer. The children like to sit down at the table. Children focus. Sits on the sand for 45 minutes, plays patiently, works hard all the time. Excellent training in motor skills".

"A girl with severe autism has been coming to me for a year. All this time she was just circling the room. Although the table with us is only 3 weeks, to my surprise, a week ago she sat down at the table and spent the whole lesson at it".

"Kids love putting items in rows, arranging them in boxes. Especially young children. Learns to grasp - put and take things out of boxes. Develops finger motor skills, coordinates movements".

"We build our world in the sand, we discuss what is happening, we play patterns of behavior".

"The blackboard is used less often. But a 3-year-old child does not speak clearly, takes everything wrong in his hand, but takes the chalk nicely, correctly, because the chalk is small. Draws straight lines".

"A child with a major developmental disorder - Down syndrome - drive on the sand with a brush. Try not to drive over the edges, do not spill sand".

"Usually, hyperactive children quickly lose interest - change their occupation all the time. If the table is placed at the wall, the child focuses only on this area, on one activity. For active children, sand attracts attention for a long time".









## BEHIND THE SCENES

Child's work is their play. Generally, children do not need stimulation or encouragement; they naturally gravitate to activities that reflect their interest and enrich their passion for learning. Senses play such a huge role in their learning





**Thank you  
for your  
time!**



**Luula Ltd  
www.luu.la  
hello@luu.la**

**+371 29 452315**

**Ezeru Iaukuma 1, Talsi LV-3201 Latvia**